



## IDFC CRISIL Gilt 2028 Index Fund<sup>\$</sup>

An open-ended Target Maturity Index fund investing in constituents of CRISIL Gilt 2028 Index. A Scheme with Relatively High Interest Rate Risk and Relatively Low Credit Risk.

The fund seeks to invest in government securities and treasury bills that form part of its respective index (Crisil Gilt 2028 Index).

The scheme will invest in securities that mature on or before termination date of the Scheme.

This is a target maturity index fund, therefore it terminates on a specific date (April 05, 2028).

Given that the fund has higher duration, it is positioned in the Satellite bucket.

**Fund Features:** (Data as on 30th September'22)

**Category:** Index Fund

**Monthly Avg AUM:** ₹ 2,391.43 Crores

**Inception Date:** 23th March 2021

**Fund Manager:** Mr. Harshal Joshi (w.e.f. 28th July 2021) Mr. Gautam Kaul (w.e.f. 1st December 2021)

**Benchmark:** CRISIL Gilt 2028 Index

**Other Parameter**

**Standard Deviation (Annualized):** 2.59%

**Modified Duration:** 4.06 years

**Average Maturity:** 5.03 years

**Macaulay Duration:** 4.21 years

**Yield to Maturity:** 7.39%

**Minimum Investment Amount:**

₹ 5000 and in multiples of Re. 1 thereafter

**Exit Load:** Nil

**SIP (Minimum Amount):** 1,000/- and in multiples of Re.1 thereafter (minimum 6 installments)

**SIP Frequency:** Monthly

**SIP Dates (Monthly):** Investor may choose any day of the month except 29th, 30th and 31st as the date of instalment.

**Option Available:** Growth & Income Distribution cum capital withdrawal Option (Payout, Reinvestment or Sweep facility)

### LIQUIDITY

For very short term parking of surplus or emergency corpus

### CORE

Ideally forms bulk of your allocation-Funds that focus on high credit quality and low to moderate maturity profile

### SATELLITE

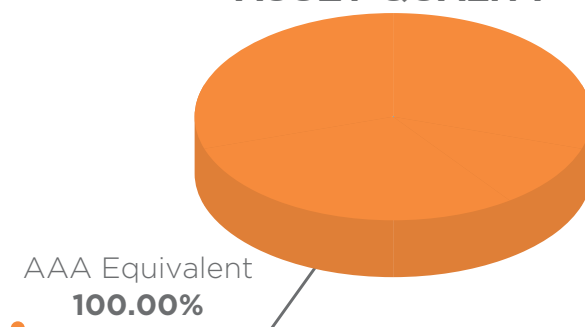
Funds that can take higher risk-either duration risk or credit risk or both

### PORTFOLIO

(30 September 2022)

Name	Rating	Total (%)
<b>Government Bond</b>		<b>96.23%</b>
7.17% - 2028 G-Sec	SOV	64.92%
8.28% - 2027 G-Sec	SOV	18.74%
7.38% - 2027 G-Sec	SOV	12.57%
<b>Treasury Bill</b>		<b>1.31%</b>
364 Days Tbill - 2022	SOV	0.66%
182 Days Tbill - 2022	SOV	0.65%
<b>Net Cash and Cash Equivalent</b>		<b>2.46%</b>
<b>Grand Total</b>		<b>100.00%</b>

### ASSET QUALITY

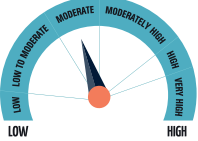
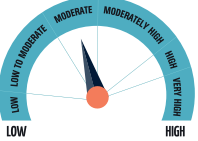


Standard Deviation calculated on the basis of 1 year history of monthly data.

<sup>\$</sup>"IDFC Gilt 2027 Index Fund" has been renamed as "IDFC CRISIL Gilt 2027 Index Fund" with effect from July 01, 2022.

MUTUAL FUND INVESTMENTS ARE SUBJECT TO MARKET RISKS, READ ALL SCHEME RELATED DOCUMENTS CAREFULLY.

<b>Potential Risk Class Matrix</b>			
Credit Risk of the scheme →	<b>Relatively Low (Class A)</b>	<b>Moderate (Class B)</b>	<b>Relatively High (Class C)</b>
Interest Rate Risk of the scheme ↓			
Relatively Low (Class I)			
Moderate (Class II)			
Relatively High (Class III)	A-III		
A Scheme with Relatively High Interest Rate Risk and Relatively Low Credit Risk			

<b>Scheme risk-o-meter</b>	<b>This product is suitable for investors who are seeking*</b>	<b>Benchmark risk-o-meter</b>
 <p>Investors understand that their principal will be at Moderate risk</p>	<ul style="list-style-type: none"> <li>Income over the target maturity period.</li> <li>Investment in constituents similar to the composition of CRISIL Gilt 2028 Index.</li> </ul> <p>*Investors should consult their financial advisers if in doubt about whether the product is suitable for them.</p>	 <p>CRISIL Gilt 2028 Index</p>

**MUTUAL FUND INVESTMENTS ARE SUBJECT TO MARKET RISKS, READ ALL SCHEME RELATED DOCUMENTS CAREFULLY.**